



THE TOUGH DECISION **MADE EASY**



WHEN YOU DEMAND SMART PVC BUILDING SOLUTIONS



XO ARCHITECTURAL-GRADE MOULDINGS

A top choice for rot-free wood replacement. We offer popular patterns — from classic to modern — with countless customization options.

XO TRIM EDGES

Precision sharp, never rounded or dull, and available in both standard sawn or with sealed edges.

XO SMOOTH

Double-sided, satin-smooth boards and is available in sheets.

XO WOOD GRAIN

Captures the look of true wood grain on one side and the XO Smooth finish on the other side, and is available in both boards and sheets. You choose the distinct look you want.

Developed by Penrod, a long-respected name in the industry, XO offers you special hybrid PVC solutions that will keep your customers coming back for more. Why? XO products are tough; they **don't chip like others** due to the special way they're made, they **cut more smoothly** and the **sealed-edge boards stay cleaner**, they're more **dent resistant**, and can be **milled and machined**.

EXPERIENCE OUTSTANDING CUSTOMER SERVICE WITH DEPENDABLE DECISION-MAKING, AND LIGHTNING-FAST DELIVERY TIME

For a full selection and more information about XO PVC building solutions, ask your local dealer or distributor.

CUSTOM-MACHINED PVC WHITE CAP JAMBS NOW AVAILABLE

Fast Machining • Convenient Packaging • Quick Shipping



In addition to selling the blank jambs, we now have advanced equipment that can make a variety of cuts that are trimmed to specific lengths, can work at two different angles (5 degree and 6 degree) and can do custom machining for the hinge, the deadbolt and the strike.

Now you can get exactly what you need. You can even go as far as having the jamb stuffed with weather strip, requiring almost no end work.



These machined PVC white cap jambs offer you:



- Hinge- and strike-machining to OEM specifications
- A beautiful look paired with XO's extreme durability
- Custom length and dado sill-cut specs
- 20-minute NAMI fire rating
- **Option to be stuffed with 90-minute Penrod Short-reach weather strip seal**
- High density for superior strength, durability, and limited lifetime warranty

Contact a Penrod representative today for details and pricing.



PVC WHITE CAP JAMBS

BLANKS, MACHINED, AND MACHINED STUFFED WITH WEATHER STRIP

PROFILE	PROFILE NAME	DIMENSION WIDTH x HEIGHT	STANDARD LENGTHS	ITEM #	PIECES/ CRATE
4-9/16" 	White Cap Jamb • Lineal	1-1/4" x 4-9/16"	17' 6"	M26130	128
	6-8 White Cap Jamb • Dadoed	1-1/4" x 4-9/16"	81-1/2"	M26131	136
			81-3/4"	M26132	
	8-0 White Cap Jamb • Dadoed	1-1/4" x 4-9/16"	97-1/2"	M26134	136
			97-3/4"	M26135	
	Custom 6-8 Legs	1-1/4" x 4-9/16"	84"	M27154	136
	Custom 8-0 Legs	1-1/4" x 4-9/16"	100"	M27155	136
6-9/16" 	3-0 White Cap Jamb • Head	1-1/4" x 4-9/16"	36"	M26133	272
	White Cap Jamb • Lineal	1-1/4" x 6-9/16"	17' 6"	M26187	76
	6-8 White Cap Jamb • Dadoed	1-1/4" x 6-9/16"	81-1/2"	M26136	76
			81-3/4"	M26140	
	8-0 White Cap Jamb • Dadoed	1-1/4" x 6-9/16"	97-1/2"	M26137	76
			97-3/4"	M26139	
	Custom 6-8 Legs	1-1/4" x 6-9/16"	84"	M27158	76
	Custom 8-0 Legs	1-1/4" x 6-9/16"	100"	M27159	76
	3-0 White Cap Jamb • Head	1-1/4" x 6-9/16"	36"	M26138	152

MOST JAMBS CAN BE MANUFACTURED TO CUSTOMER SPECIFICATIONS

MACHINING FOR HINGES, DEADBOLT, AND LOCK • WEATHER STRIP STUFFING • CUT TO LENGTH

BRICKMOULD • TRIM-BOARD SHEET STOCK • MOUDLINGS

PROFILE NUMBER	PROFILE NAME	DIMENSION WIDTH x HEIGHT	STANDARD LENGTHS	ITEM #	PIECES/ CRATE
006 	Lineal J Casing	1-1/4" x 2"	18'	M27712	144
	J Casing Legs	1-1/4" x 2"	85-5/8"	M27711	144
180RG 	Lineal Brickmould	1-1/4" x 2"	17'	M22184	256
			18'	M26431	
	6-8 Mitered Brickmould Legs	1-1/4" x 2"	82-7/8"	M26358	256
			83"	M24584	
			83-1/4"	M26430	
	8-0 Mitered Brickmould Legs	1-1/4" x 2"	96 - 1/2"	M26439	256
			99 -5/16"	M26436	
	3-0 Mitered Brickmould Heads	1-1/4" x 2"	36"	M26453	256
			40"	M26454	
	Lineal Flange Brickmould	1-1/4" x 2"	18'	M27714	270
181 	Flange Brickmould Legs	1-1/4" x 2"	84-1/4"	M27706	270
			100-1/4"	M27766	208
	Flange Brickmould Heads	1-1/4" x 2"	38"	M27767	208
			42"	M27768	
183 	J-Channel Brickmould	1-1/4" x 2"	18'	M24784	270
	J-Channel Brickmould Legs	1-1/4" x 2"	84"	M24785	270
			84-1/4"	M24786	
	J-Channel Brickmould Heads	1-1/4" x 2"	38"	M26212	270
			42"	M26213	
185 	Bendable Brickmould	1-1/4" x 2"	18'	M26259	256

BRICKMOULDS

NAME	WIDTH X LENGTH	FINISH	ITEM #	PIECES/CRATE
TRIM BOARD				
5/8" Thick Sealed Edge	2-11/16" x 18'	Smooth Finish Both Sides - S4S	M25866	217
	3" x 18'	Smooth Finish Both Sides - S4S	M25864	217
	3-1/2" x 18'	Smooth Finish Both Sides - S4S	M26019	217
	4-11/16" x 18'	Smooth Finish Both Sides - S4S	M25867	134
	5-1/2" x 18'	Smooth Finish Both Sides - S4S	M26020	134
	7-1/4" x 18'	Smooth Finish Both Sides - S4S	M26021	118
	9-1/4" x 18'	Smooth Finish Both Sides - S4S	M26022	79
	11-1/4" x 18'	Smooth Finish Both Sides - S4S	M26023	80
3/4" Thick Sealed Edge	3-1/2" x 18'	Smooth Finish Both Sides - S4S	M26029	176
	3-1/2" x 18'	Wood Grain / Smooth - S4S	M26030	176
	4-1/2" x 18'	Smooth Finish Both Sides - S4S	M26233	144
	5-1/2" x 18'	Smooth Finish Both Sides - S4S	M26031	118
	5-1/2" x 18'	Wood Grain / Smooth - S4S	M26032	118
	7-1/4" x 18'	Smooth Finish Both Sides - S4S	M26033	101
	7-1/4" x 18'	Wood Grain / Smooth - S4S	M26034	101
	9-1/4" x 18'	Smooth Finish Both Sides - S4S	M26035	66
	9-1/4" x 18'	Wood Grain / Smooth - S4S	M26036	66
	11-1/4" x 18'	Smooth Finish Both Sides - S4S	M26037	68
	11-1/4" x 18'	Wood Grain / Smooth - S4S	M26038	68
3/4" Thick Sawn Edge	18" x 18'	Smooth Finish Both Sides - S4S	M24497	32
1" Thick Sealed Edge	3-1/2" x 18'	Smooth Finish Both Sides - S4S	M26024	132
	3-1/2" x 18'	Wood Grain / Smooth - S4S	M26223	132
	5-1/2" x 18'	Smooth Finish Both Sides - S4S	M26025	84
	5-1/2" x 18'	Wood Grain / Smooth - S4S	M26224	84
	7-1/4" x 18'	Smooth Finish Both Sides - S4S	M26026	76
	7-1/4" x 18'	Wood Grain / Smooth - S4S	M26225	76
	9-1/4" x 18'	Smooth Finish Both Sides - S4S	M26027	50
	9-1/4" x 18'	Wood Grain / Smooth - S4S	M26226	50
	11-1/4" x 18'	Smooth Finish Both Sides - S4S	M26028	50
	11-1/4" x 18'	Wood Grain / Smooth - S4S	M26227	50

STOCK	WIDTH X LENGTH	FINISH	ITEM #	PIECES/CRATE
SHEET STOCK				
3/8" Thick	48" x 8'	Smooth Finish Both Sides	M21996	32
	48" x 10'	Smooth Finish Both Sides	M22152	32
1/2" Thick	48" x 8'	Smooth Finish Both Sides	M24493	24
	48" x 8'	Wood Grain / Smooth	M26228	24
	48" x 10'	Wood Grain / Smooth	M26229	24
5/8" Thick	48" x 8'	Smooth Finish Both Sides	M22153	19
	48" x 10'	Smooth Finish Both Sides	M21122	19
	48" x 18'	Smooth Finish Both Sides	M21997	19
3/4" Thick	48" x 8'	Smooth Finish Both Sides	M24361	16
	48" x 8'	Wood Grain / Smooth	M26230	16
	48" x 10'	Smooth Finish Both Sides	M21862	16
	48" x 10'	Wood Grain / Smooth	M26231	16
	48" x 12'	Smooth Finish Both Sides	M27045	16
1" Thick	48" x 8'	Smooth Finish Both Sides	M26232	12
	48" x 10'	Smooth Finish Both Sides	M21863	12
1-3/8" Thick	48" x 8'	Smooth Finish Both Sides	M26288	8








XO WOOD GRAIN

Captures the look of true wood grain on one side and the XO Smooth finish on the other side, and is available for both boards and sheets.

XO SMOOTH












Double-sided, satin-smooth boards and is available in sheets.









	PROFILE NUMBER		PROFILE NAME	DIMENSION WIDTH x HEIGHT	STANDARD LENGTHS	ITEM #	PIECES/ CRATE
CROWNS	L45		Crown	1-1/4" x 4-9/16"	16'	M24335	216
	N47		Crown	11/16" x 4-5/8"	16'	M26004	192
	47		Crown	9/16" x 4-5/8"	16'	M22332	264
	49		Crown	9/16" x 3-5/8"	16'	M26045	300
	53		Crown	9/16" x 2-5/8"	16'	M26332	496
	L068		Rams Crown	1-13/32" x 2"	16'	M24697	270
BASE DRIP	164		Basecap	11/16" x 1-1/8"	16'	M22336	900
					17'	M22335	
	197		Drip Cap	11/16" x 1-5/8"	17'	M22145	708
SCREEN & RAKE	053		Rake	3/4' x 3"	17'	M22337	352
	210		Shingle Panel	11/16" x 1-5/8"	16'	M22340	660
					17'	M22339	
	287		Rake	1-1/16" x 2"	16'	M22341	420

PROFILE NUMBER		PROFILE NAME	DIMENSION WIDTH x HEIGHT	STANDARD LENGTHS	ITEM #	PIECES/ CRATE
CASING	680	 Williamsburg Casing	1-1/4" x 3-1/4"	18'	M24647	164
	626	 Casing	1-3/16" x 4-1/2"	17'	M24302	144
	503	 RB3 Casing	1" X 3-1/2"	17'	M26009	224
	445	 Picture Casing	11/16" x 3-1/4"	16'	M24334	300
	520	 Adams Casing	1" x 3 1/2"	16'	M26001	224
QUARTER ROUND	105	 Quarter Round	3/4" x 3/4"	16'	M24687	1000
	107	 Quarter Round	5/8" x 5/8"	17'	M24343	1350

XO ARCHITECTURAL-GRADE MOULDINGS

A top choice for rot-free wood replacement. We offer popular patterns — from classic to modern — with countless customization options.

	PROFILE NUMBER		PROFILE NAME	DIMENSION WIDTH x HEIGHT	STANDARD LENGTHS	ITEM #	PIECES/ CRATE
STOP / JAMB	B175		Beveled Stop	5/8" x 1-3/4"	17'	M24235	520
	L5109		Sidelight Stop	5/16" x 19/32"	17'	M25921	2700
	5118		Blindstop	5/8" x 1-3/16"	17'	M24338	770
	5175		Stop	5/8" x 1-3/4"	17'	M24329	520
	4575		Jamb	1" x 4-9/16"	17'	M24325	140
				1" x 6-9/16"		M27731	92
	2602		Stop	1/2" x 1-3/16"	17'	M25922	1040
	1220		Stop	1/2" x 2"	17'	M24323	648
	251		Stop	3/4" x 1-3/8"	17'	M24342	588
	625		Stop	5/8" x 5/8"	17'	M24324	1500
BALUSTER	L237		Baluster	1-1/4" x 1-1/4"	10'	M24730	320
	L236		Baluster	1-1/2" x 1-1/2"	16'	M24337	264

	PROFILE NUMBER		PROFILE NAME	DIMENSION WIDTH x HEIGHT	STANDARD LENGTHS	ITEM #	PIECES/ CRATE
BED/COVE	75		Bed	9/16" x 1-5/8"	16'	M22334	700
					17'	M22333	540
	093		Scotia	3/4" x 3/4"	16'	M24710	1380
BEADED			Bead Board	1/2' x 5"	18'	M21125	192
			Bead Board With Flange	1/2' x 5"	18'	M26260	168
MULL	5138		Mullion	5/8" x 1-3/8"	17'	M24332	720
	802		Mullion	1-1/16" x 1-1/2"	17'	M24300	360
	1138		Mullion	1-1/32" x 1-3/8"	7'	M24731	360
					12'	M24732	
LATTICE	L269		Lattice	1/4 " x 1-1/2"	16'	M24328	1600

DOOR & WINDOW

PROFILE NUMBER		PROFILE NAME	DIMENSION WIDTH x HEIGHT	STANDARD LENGTHS	ITEM #	PIECES/ CRATE
350		Attic Louver	3/4" x 3-1/2"	17'	M26046	240
937		Sill Nosing	1-3/8" x 1-5/16"	17'	M26280	384
948		Main Sill	5" x 1-15/16"	17'	M26281	112
133		Astragal	11/16" x 1-3/4"	17'	M24339	630
643		Stile	1-3/8" x 2"	17'	M24331	216
737		Transom Sill Nosing	1-5/8 x 1-1/2"	17'	M24321	312
848		Double Hung Sill	1-1/4" x 4-3/4"	17'	M24320	120
748		Louver Sill	1-1/4 x -1/2"	16'	M24790	135
837		Double Hung Sill Nosing	1-3/32" x 1-25/32"	17'	M24319	344
4020		Back Band	1-11/32" x 1-13/32"	17'	M24336	392
878		Glazing Bead	5/8" x 1-3/64"	16'	M26158	1920
7623		Sash Stile	1-21/64" x 1-31/32"	14'	M27034	288



XO IS THE PERFECT SOLUTION

POPULAR USES

soffits
curved windows
garage door jambs
decorative millwork
corners
porch ceilings
post mouldings
window surrounds
gables
accents
pediments
corner boards
door jambs

CONVENIENT SIZES

BOARDS LENGTH standard 18'

THICKNESS 3/8", 5/8", 3/4", 1"

WIDTH 3-1/2", 5-1/2", 7-1/4", 9-1/4", 11-1/4"

SHEET GOODS available in standard thickness
3/8", 1/2", 5/8", 3/4", 1" • variety of stocking lengths readily available

MOULDINGS available as Crowns, Rakes, Casings, Mulls, and a variety of door, window and decorative patterns

JAMBS available for a variety of popular door dimensions. Custom cut with options to meet customer specs.

WHAT MAKES XO EASIER? TOUGHER? JUST PLAIN BETTER?

XO's unique hybrid production process gives it fewer surface imperfections and makes it easier to handle.

- More dent resistant
- Easier to handle
- Has fewer surface imperfections
- Is longer lasting and easier to maintain

XO is virtually maintenance free. And because it does not require continual care and regular maintenance, builders and architects will have fewer call-backs.

- Resistant to water damage
- Will not rot, crack, weather-split or delaminate
- Impervious to insects
- Cost-effective over time; virtually maintenance free
- Carries a limited lifetime warranty

XO has the same workability as fine wood. Precision manufacturing provides for:

- Consistent thickness
- Accuracy of cuts
- Uniform density of boards
- Easier installation
- The ability to be cut, milled, shaped, bent, routed, nailed, fastened, stapled or glued

XO offers long-lasting beauty and does not require painting.

- Complements all types of housing exteriors
- Has long-lasting appeal, requiring less maintenance than painted wood
- If painting is desired, use 100% acrylic latex paint. *Paint color must have an LRV value of 55 or higher—follow the paint manufacturer's guidelines or instructions.*

XOBYPENROD.com

800.537.3497

XO IS BACKED BY A CENTURY OF QUALITY

XO PVC building solutions are backed by The Penrod Company, well known within the industry as a major provider of the largest and finest selection of wood and metal products available. Penrod offers customers quality products, the greatest access to variety, and the assurance of prompt response and timely delivery from the company dedicated to quality for more than 125 years.

For more information about Penrod, please visit ThePenrodCompany.com.